



Effective from 15 July 2018

Wellington Harbour Ferry

- Queens Wharf
-● Matiu / Somes Island Wharf
-● Seatoun Wharf
- Days Bay Wharf



metlink.org.nz | 0800 801 700 | @metlinkwgtm | /metlinkonourway

Thanks for travelling with Metlink.

Connect with Metlink for timetables and information about bus, train and ferry services in the Wellington region.

metlink.org.nz

0800 801 700

info@metlink.org.nz

@metlinkwgtm

/metlinkonourway



Printed with mineral-oil-free, soy-based vegetable inks on paper produced using Forestry Stewardship Council® (FSC®) certified mixed-source pulp that complies with environmentally responsible practices and principles. Please recycle and reuse if possible. Before taking a printed timetable, check our timetables online or use the Metlink commuter app.



CW/PT-G-18/02 July 2018

TO DAYS BAY WHARF MONDAY TO FRIDAY

Stops	AM					PM											
9997	Queens Wharf	6:20	6:45	7:15	7:40	8:20	8:55	10:00	12:00	2:05	3:30	4:30	5:00	5:30	5:55	6:30	7:05
9995	Seatoun Wharf										4:00				6:15		
9998	Matiu / Somes Island							10:25	12:25	2:30							
9999	Days Bay Wharf	6:45	7:10	7:40	8:05	8:45	9:20	10:40	12:40	2:45	4:25	4:55	5:25	5:55	6:40	6:55	7:30
								SI	SI	SI							

TO QUEENS WHARF MONDAY TO FRIDAY

Stops	AM					PM											
9999	Days Bay Wharf	6:50	7:15	7:45	8:10	8:45	9:20	10:40	12:45	3:15	4:25	4:55	5:30	6:00	6:40	6:55	7:30
9998	Matiu / Somes Island							10:55	1:00	3:30							
9995	Seatoun Wharf				8:30												
9997	Queens Wharf	7:15	7:40	8:15	8:55	9:10	9:45	11:20	1:25	3:55	4:50	5:20	5:55	6:25	7:05	7:20	7:55
								SI	SI	SI							

WEEKENDS & PUBLIC HOLIDAYS

Stops	AM			PM					
9997	Queens Wharf	10:00	10:30	12:00	12:30	2:10	2:30	3:45	5:05
9995	Seatoun Wharf		10:55		12:55	2:40			
9998	Matiu / Somes Island	10:25		12:25			3:05	4:10	
9999	Days Bay Wharf	10:40	11:15	12:45	1:15	3:00	3:20	4:25	5:30
9998	Matiu / Somes Island	10:50	11:30	12:55	1:30	3:20		4:40	
9995	Seatoun Wharf						3:40		
9997	Queens Wharf	11:15	12:00	1:20	2:00	3:45	4:05	5:05	5:55
		SI	HE	SI	HE	VM	HE	SI	

How to pay your fare?

If you are travelling from Queens Wharf you can purchase tickets from the Queens Wharf office or on board.

If you are travelling from Days Bay or Seatoun wharves, all tickets can be purchased on board. You can pay by cash or using EFTPOS on board.

ROUTE INFORMATION

SI Sailing calls at Matiu / Somes Island on request

HE Harbour Explorer sails in fine weather only, check on day 04 494 3339

VM If Harbour Explorer cancelled, sailing goes via Matiu / Somes Island instead of Seatoun

FARES

ONE WAY TICKET

	Adult	Child
Queens Wharf - Days Bay	\$12.00	\$6.00
Days Bay - Seatoun	\$12.00	\$6.00
Queens Wharf - Seatoun	\$12.00	\$6.00

RETURN TICKET

	Adult	Child
Queens Wharf - Days Bay	\$24.00	\$12.00
Days Bay - Seatoun	\$24.00	\$12.00
Queens Wharf - Seatoun	\$24.00	\$12.00
Queens Wharf - Matiu / Somes Island	\$25.00	\$13.00

10-TRIP TICKET

	Adult	Child
Queens Wharf - Days Bay	\$90.00	\$45.00
Days Bay - Seatoun	\$90.00	\$45.00
Queens Wharf - Seatoun	\$72.00	\$36.00

10-TRIP CONCESSION

	Accessible Concession	Tertiary Concession
Queens Wharf - Days Bay	\$45.00	\$68.00
Days Bay - Seatoun	\$45.00	\$68.00
Queens Wharf - Seatoun	\$36.00	\$54.00

MONTHLY PASS

	Adult	Child
Queens Wharf - Days Bay	\$270.00	\$135.00
Days Bay - Seatoun	\$270.00	\$135.00
Queens Wharf - Seatoun	\$270.00	\$135.00

ROUND TRIP TICKET

	Adult	Child
Harbour Explorer	\$24.00	\$12.00
Queens Wharf - Matiu / Somes Island - Days Bay	\$36.00	\$19.00

FAMILY RETURN TICKET

	Family
Queens Wharf - Days Bay	\$66.00
Days Bay - Seatoun	\$66.00
Queens Wharf - Seatoun	\$66.00
Queens Wharf - Matiu / Somes Island	\$68.00

FARE INFORMATION

Child fares:

- are half the adult fares for the equivalent journeys on ferry sailings
- apply to all school children
- secondary school students must be in school uniform or present valid school photo ID, if requested
- passengers entitled to the Accessible Concession can also make one-way or return ferry trips via child cash tickets

Children under 5 years:

accompanied children under 5 years travel for free

SuperGold card holders:

can travel for free between 9:00am and 3:00pm and after 6:30pm Mon-Fri and all day weekends and public holidays

Accessible Concession:

- provides discounted travel via 10 trip tickets
- applies to members of the Blind Foundation and Total Mobility Scheme
- allows eligible passengers to have a Carer to accompany them for the duration of their Journey at no cost
- requires valid Blind Foundation ID card or Total Mobility card to be presented, if requested

Tertiary Concession:

- provides discounted travel via 10 trip tickets
- applies to eligible full-time tertiary students
- requires a valid tertiary student ID card with a valid sticker to be presented, if requested

Family:

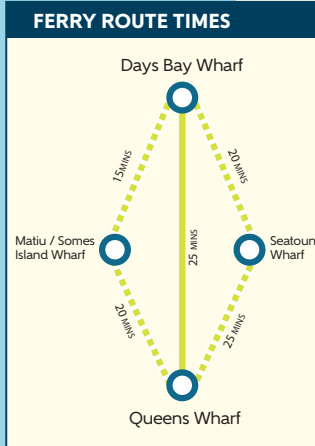
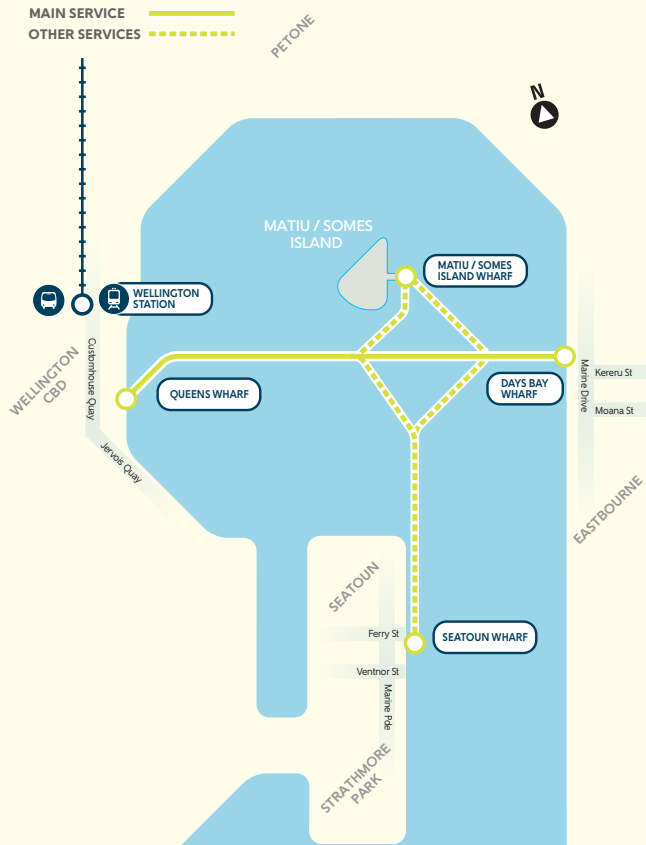
includes 2 adults and up to 4 children

10-trip tickets:

cannot be used by more than 2 people at a time

One-Way, 10-Trip, Concession and Monthly Tickets: are not available for Matiu / Somes Island

WELLINGTON HARBOUR FERRY MAP




Planning your journey

 **metlink.org.nz**
Plan your journey on our online journey planner.

METLINK COMMUTER APP

  Scan the QR code or download from an app store.

METLINK CONTACT CENTRE

 **0800 801 700**
Monday – Friday: 6am – 10pm
Saturday: 7am – 9pm
Sunday and public holidays: 8am – 8pm